



# **Texas Department of Criminal Justice**

**Report to the Governor and the Legislative Budget Board on the**

## **Evaluation of the Effectiveness of Battering Intervention and Prevention Program**

**Services and Programs  
during the  
FY2016-2017 Biennium  
(Including FY2018 Progress Report)**

**September 1, 2018**

## *Acknowledgements*

The Texas Department of Criminal Justice-Community Justice Assistance Division (TDCJ-CJAD) would like to acknowledge the contributions of the TDCJ-CJAD staff, the Texas Council on Family Violence (TCFV), the Parole Division and the Community Supervision and Corrections Departments (CSCD) who contributed to this report. TDCJ-CJAD also appreciates the assistance of the Crime Records Service staff at the Department of Public Safety for assistance with computerized criminal history matches.

## **Introduction**

The 85<sup>th</sup> Texas Legislature (General Appropriations Act, Senate Bill No. 1, Article V, Rider 47) requires the Texas Department of Criminal Justice-Community Justice Assistance Division (TDCJ-CJAD) to submit to the Legislative Budget Board (LBB) and the Governor “an evaluation of the effectiveness of programs and services provided through Battering Intervention and Prevention (BIP) Program grants during the 2016-2017 biennium. The evaluation shall specify measurements of effectiveness, include qualitative program analysis, and include a progress report on the programs and services provided through BIPP grants during fiscal year 2018.”

## **Battering Intervention and Prevention (BIP) Programs**

Texas is a leader in battering intervention and prevention programming, with almost 30 years of experience in maintaining programs, offering accountability groups, and administering state funding. BIP Programs provide Texas communities with specialized services that increase victim safety, hold batterers accountable, provide an alternative to incarceration, challenge an offender’s beliefs, and teach the fundamentals of leading a non-violent lifestyle.

Along with the state’s strong commitment to shelters and resource centers for victims and a strong coordinated community response by the civil and criminal justice systems, BIP Programs represent a crucial tool for ending family violence in this context. BIP Programs offer educational sessions to men who batter and are one service, among many, working together to end family violence. Statute requires programs to coordinate efforts with other community agencies such as local shelter centers to offer support services to victims and offer training to law enforcement, prosecutors, judges, community supervision officers, and others on the dynamics of family violence.

## **The Battering Intervention and Prevention Project (BIPP)**

In 1989, the 71<sup>st</sup> Texas Legislature established the Batterers Intervention and Prevention Project (BIPP) as part of TDCJ-CJAD. The Project represented the first direct involvement by the State of Texas in preventing family violence specifically through specialized programs for family violence offenders. Over the years, the Texas Legislature has continued to allocate funds in support of this project in the form of an appropriations rider. As defined in Article 42.141 of the Texas Code of Criminal Procedure, the Project includes statewide activities by TDCJ-CJAD and the statewide nonprofit the Texas Council on Family Violence (TCFV) for the funding of battering intervention and prevention programs, a related community educational campaign, and the education and research regarding such programs. Through these activities, TDCJ-CJAD, TCFV, BIP Program providers, and family violence programs have developed the framework for programs to provide services to family violence offenders. (*See Article 42.141 Texas Code of Criminal Procedure in Appendix A*)

## History of BIPP Funding

With the 71<sup>st</sup> Texas Legislature’s enactment of House Bill 2335, the initial appropriation for the Project was \$400,000 per year and was included in TDCJ-CJAD’s budget under the Diversion Program (DP) funding strategy. TDCJ-CJAD initially funded 13 programs in addition to the statewide activities required by the nonprofit. Although the statute allows TDCJ-CJAD to use a percentage of the funding for the management and administration of the Project, TDCJ-CJAD does not retain any percentage of BIPP funding for the administration of the Project; instead, these funds are included in the grants awarded to programs. Up to 14% of appropriated funds can be used by the statewide nonprofit to assist the division with the Project and an additional three percent can be used by the statewide nonprofit for a community educational campaign. The remaining 83% of appropriations is awarded to batterers programs.

The table below gives a historical overview of the Texas Legislature’s appropriations and the corresponding number of programs funded.

<b>BIPP Funding History</b>		
<b>Biennium</b>	<b>Annual Appropriation</b>	<b>Number of Programs Funded</b>
FY90-91	\$400,000	13
FY92-93	\$400,000	13
FY94-95	\$505,000	20
FY96-97	\$950,000	27
FY98-99	\$950,000	27
FY00-01	\$950,000	31
FY02-03	\$1,250,000	29
FY04-05	\$1,250,000	27
FY06-07	\$1,250,000	27
FY08-09	\$1,250,000	27
FY10-11	\$1,250,000	27
FY12-13	\$625,000	24 <sup>1</sup>
FY14-15	\$1,250,000	26
FY16-17	\$1,750,000	27
FY18-19	\$1,750,000	26 <sup>2</sup>

<sup>1</sup> During FY14-15 the appropriations for BIPP was decreased by 50% from the previous biennium.

<sup>2</sup> The decrease in the number of programs is due to two programs merging during FY2017.

Article 42.141 requires TDCJ-CJAD to seek the input of the statewide nonprofit organization to award contracts for BIP programs operated by nonprofit organizations. On a biennial basis, TDCJ-CJAD requests funding recommendations from TCFV to determine funding amounts for programs. TCFV convenes an allocations committee which works to derive these funding recommendations. The committee includes staff from TDCJ-CJAD funded programs, representing a diverse range of demographics including population, location (regional representation as well as urban and rural-based programs), budget, and program size.

### **BIPP Services Provided During Fiscal Years 2016-2017**

The 84<sup>th</sup> Texas Legislature increased the funding amount for BIPs to \$3.5 million for the biennium (\$1,750,000 per fiscal year). The funding increase allowed TDCJ-CJAD to increase funding to current programs in addition to funding one new program. State funding is an average of 38% of these BIP Programs' operating budgets. The remaining funding is generated through participant fees.

### **Performance Measures**

During the FY2016-2017 grant award process, TDCJ-CJAD used four program performance measures to allocate program funding, with recommendations from TCFV for performance measure weights for scoring. The four performance measures and their weights are listed below.

<b>Performance Measure</b>	<b>Weight</b>
1. The two most recent BIP Program audit scores	75%
2. BIP Program completion rates	15%
3. Timely completion of monthly activity reports	5%
4. Timely completion of financial quarterly reports	5%

### **Methodology**

TDCJ-CJAD calculated a score for each program based on the four performance measures. Grants were awarded to programs using a three-step process. Step one included a review of the total performance measure scores for programs. In consultation with TDCJ-CJAD Research Section, program performance measure scores were classified into groups according to breaks in the range of scores. Programs scoring below 73% maintained their FY2014-2015 funding during this step. Programs scoring above 74% received an increase in funding ranging from 15% to 25%. As a result of the BIP Program funding increase, all programs were considered for additional funding. Step two was an award of remaining funds to two new programs in addition to current programs being eligible for a 15% funding increase. Finally, step three awarded remaining funds to programs based on their percentage of successful completions.

## Outcomes

The table below shows each program's FY2014-2015 funding amount compared to its FY2016-2017 funding amount and the percentage difference.

County/Program	FY2014-2015 Biennium		FY2016-2017 Biennium		% Change
	FY2014 Funding	FY2015 Funding	FY2016 Funding	FY2017 Funding	
Bastrop/Family Crisis Center	\$29,008	\$29,008	\$29,430	\$33,781	9%
Bexar/Violence Intervention Program	\$104,356	\$104,356	\$145,551	\$145,551	39%
Bowie/Domestic Violence Prevention, Inc.	\$38,745	\$38,745	\$55,087	\$55,087	42%
Cameron/Friendship of Women	\$34,204	\$34,204	\$35,982	\$41,113	13%
Collin/Hope's Door <sup>3</sup>	\$38,593	\$38,593	\$53,426	N/A	N/A
Collin/Hope's Door & New Beginning Center	N/A	N/A	N/A	\$99,201	0%
Dallas/New Beginning Center <sup>3</sup>	\$44,992	\$44,992	\$45,775	N/A	N/A
Dallas/The Family Place	\$80,963	\$80,963	\$108,626	\$108,626	34%
Denton/Friends of the Family	\$43,895	\$43,895	\$60,313	\$60,313	37%
El Paso/Center Against Family Violence	\$66,738	\$66,738	\$97,501	\$97,501	46%
Fayette/Focusing Families	\$18,726	\$18,726	\$18,997	\$21,806	9%
Fort Bend/Wholistic Counseling Services, Inc.	\$31,351	\$31,351	\$44,976	\$44,976	43%
Grayson/Grayson Crisis Center	N/A	N/A	\$32,000	\$32,000	0%
Gregg/Moral Compass	N/A	N/A	\$56,698	\$56,698	0%
Hale/Crisis Center of the Plains	\$20,103	\$20,103	\$27,139	\$27,139	35%
Harris/Aid to Victims of Domestic Abuse	\$137,831	\$137,831	\$204,865	\$204,865	49%
Hidalgo/Men Against Violence	\$31,117	\$31,117	\$32,473	\$37,141	12%
Hutchinson/Panhandle Crisis Center	\$16,386	\$16,386	N/A	N/A	0%
Jefferson/Family Services of Southeast Texas	\$59,831	\$59,831	\$60,162	\$60,162	1%
Lubbock/Women's Protective Services	\$17,169	\$17,169	\$17,591	\$20,166	10%
Midland/Safe Place of the Permian Basin	\$29,382	\$29,382	\$30,768	\$35,175	12%
Nueces/Women's Shelter of South Texas	\$43,991	\$43,991	\$65,655	\$65,655	49%
Parker/Star Council on Substance Abuse	\$33,905	\$33,905	\$33,905	\$33,905	0%
Potter/Family Support Services of Amarillo	\$30,284	\$30,284	\$41,719	\$41,719	38%
Smith/East TX Crisis Center	\$25,074	\$25,074	\$27,063	\$30,824	15%
Tarrant/Safe Haven of Tarrant County	\$34,032	\$34,032	\$34,454	\$39,559	9%
Travis/TCFV Statewide & TA	\$175,000	\$175,000	\$245,000	\$245,000	40%
Travis/TCFV Community Education	\$37,500	\$37,500	\$52,500	\$52,500	40%
Victoria/Mid-Coast Family Services	\$26,824	\$26,824	\$38,729	\$38,729	44%
<b>Total</b>	<b>\$1,250,000</b>	<b>\$1,250,000</b>	<b>\$1,696,385</b>	<b>\$1,729,192</b>	<b>37%</b>

<sup>3</sup> Collin/Hope's Door and Dallas/New Beginning Center formed one program in FY2017.

During the FY2016-2017 biennium, TDCJ-CJAD provided additional DP funding to BIPPs in the form of one-time grants. This funding amount was in addition to the \$3.5 million appropriated. All programs received additional funding for travel to a mandatory meeting conducted by TDCJ-CJAD which focused on strengthening data collection. Additionally, programs submitted requests for one-time funding to purchase equipment and supplies. The table below shows additional one-time funding amounts for eligible programs for FY2016-2017, and the combined funding for each program for each year. Only programs whose performance was above the benchmark for FY2016-2017 were eligible to receive additional funds.

County/Program	FY2016 Funding	FY2016 One-Time	FY2016 Combined	FY2017 Funding	FY2017 One-Time	FY2017 Combined
Bastrop/Family Crisis Center	\$29,430	\$8,145	\$37,575	\$33,781	N/A	\$33,781
Bexar/Violence Intervention Program	\$145,551	\$6,787	\$152,338	\$145,551	\$1,684	\$147,235
Bowie/Domestic Violence Prevention, Inc.	\$55,087	\$4,607	\$59,694	\$55,087	N/A	\$55,087
Cameron/Friendship of Women	\$35,982	\$12,330	\$48,312	\$41,113	\$830	\$41,943
Collin/Hope's Door <sup>4</sup>	\$53,426	\$1,791	\$55,217	N/A	N/A	N/A
Collin/Hope's Door & New Beginning Center <sup>5</sup>	N/A	N/A	N/A	\$99,201	\$7,603	\$106,804
Dallas/New Beginning Center <sup>6</sup>	\$45,775	\$1,120	\$46,895	N/A	N/A	N/A
Dallas/The Family Place	\$108,626	\$7,531	\$116,157	\$108,626	\$2,174	\$110,800
Denton/Friends of the Family	\$60,313	\$5,493	\$65,806	\$60,313	\$1,754	\$62,067
El Paso/Center Against Family Violence	\$97,501	\$8,299	\$105,800	\$97,501	\$830	\$98,331
Fayette/Focusing Families	\$18,997	\$6,929	\$25,926	\$21,806	\$1,304	\$23,110
Fort Bend/Wholistic Counseling Services, Inc.	\$44,976	\$3,797	\$48,773	\$44,976	N/A	\$44,976
Grayson/Grayson Crisis Center	\$32,000	\$3,881	\$35,881	\$32,000	\$1,830	\$33,830
Gregg/Moral Compass	\$56,698	\$3,707	\$60,405	\$56,698	\$2,134	\$58,832
Hale/Crisis Center of the Plains	\$27,139	\$3,707	\$30,846	\$27,139	\$1,830	\$28,969
Harris/Aid to Victims of Domestic Abuse	\$204,865	\$7,479	\$212,344	\$204,864	\$1,724	\$206,589
Hidalgo/Men Against Violence	\$32,473	\$11,822	\$44,295	\$37,141	N/A	\$37,141
Jefferson/Family Services of Southeast Texas	\$60,162	\$2,570	\$62,732	\$60,162	\$470	\$60,632
Lubbock/Women's Protective Services	\$17,591	\$8,824	\$26,415	\$20,166	N/A	\$20,166
Midland/Safe Place of the Permian Basin	\$30,768	\$9,914	\$40,682	\$35,175	N/A	\$35,175
Nueces/Women's Shelter of South Texas	\$65,655	\$5,643	\$71,298	\$65,655	\$450	\$66,105
Parker/Star Council on Substance Abuse	\$33,905	\$3,979	\$37,884	\$33,905	N/A	\$33,905
Potter/Family Support Services of Amarillo	\$41,719	\$5,507	\$47,226	\$41,719	\$1,650	\$43,369

<sup>4</sup> Collin/Hope's Door received \$5,391 in one-time funding and deobligated \$3,600 in FY2016 to be distributed to the merged program in FY2017.

<sup>5</sup> Collin/Hope's Door and Dallas/New Beginning Center combined into one program, Collin/Hope's Door & New Beginning Center, in FY2017.

<sup>6</sup> Dallas/New Beginning Center received \$3,819 in one-time funding and deobligated \$2,600 in FY2016 to be distributed to the new program in FY2017.

<b>County/Program</b>	<b>FY2016 Funding</b>	<b>FY2016 One-Time</b>	<b>FY2016 Combined</b>	<b>FY2017 Funding</b>	<b>FY2017 One-Time</b>	<b>FY2017 Combined</b>
Smith/East TX Crisis Center	\$27,063	\$9,826	\$36,889	\$30,824	N/A	\$30,824
Tarrant/Safe Haven of Tarrant County	\$34,454	\$9,820	\$44,275	\$39,559	\$430	\$39,989
Travis/TCFV Statewide & TA	\$245,000	N/A	\$245,000	\$245,000	N/A	\$242,000
Travis/TCFV Community Education	\$52,500	N/A	\$52,500	\$52,500	N/A	\$52,500
Victoria/Mid-Coast Family Services	\$38,729	\$5,131	\$43,860	\$38,729	\$410	\$39,139
<b>Total</b>	<b>\$1,696,385</b>	<b>\$158,639</b>	<b>\$1,855,024</b>	<b>\$1,729,192</b>	<b>\$27,107</b>	<b>\$1,756,299</b>



## **Texas Council on Family Violence FY2016-2017 Implementation and Monitoring Activities**

The activities for the Project are defined in Article 42.141 of the Texas Code of Criminal Procedure. TCFV receives DP funding to assist the division with the implementation, monitoring and the educational campaign for the Project.

### **Technical Assistance**

During FY2016-2017, TCFV responded to 210 individual requests for technical assistance from BIP Programs. Technical assistance included a variety of topics such as: training for BIPP service providers and other professionals, BIPP operations and accreditation, BIPP guidelines, monthly activity reports, community education, audits, and TDCJ-CJAD funding. TCFV also provided information to individuals seeking BIPP services. In addition to the individual contacts, TCFV maintains online resources for BIPPs including webinars and learning modules and a statewide listserv for accredited BIPPs. The online resources provide BIPP professionals with continuing education, training, and networking opportunities.

TCFV worked with TDCJ-CJAD to provide technical assistance on two key issues during the FY2016-2017 biennium: accuracy in Monthly Activity Report (MAR) entries and participant referrals from the Texas Department of Family and Protective Services (DFPS) Child Protective Services Division (CPS). TCFV participated in TDCJ-CJAD webinars and in-person meetings regarding MAR data entry and provided technical assistance to programs on data corrections. TCFV served on a BIPP subcommittee of a statewide child abuse and domestic violence working group with DFPS CPS and presented on BIPP and Fatherhood programs to the working group.

TCFV convened a BIPP Think Tank consisting of two meetings in FY2017 to review national studies and trends on BIPP effectiveness. This work continues in FY2018-2019 with the goal of developing recommendations for Texas programs.

In FY2017, TCFV reviewed the allocations process with TDCJ-CJAD and convened an allocations committee to review the current funding methodology and make recommendations for revisions, and funding new programs in geographic regions where no BIPPs are currently funded. TCFV collaborated with TDCJ-CJAD for one-time grant awards and additional disbursements for program staff to participate in the BIPP Think Tank at the Statewide Conference.

## **Audits**

During FY2016-2017, TCFV conducted 25 on-site audits. TCFV performs comprehensive on-site program audits of BIPPs once every two years. During these audits, TCFV staff observe up to 50% of a BIP Program's participant groups, review all BIPP personnel files and approximately 10% of participant files. TCFV auditors observe groups and review for compliance with TDCJ-CJAD Guidelines and special grant conditions. Following the audit, TCFV staff host a conference call with the executive director and key BIPP staff to review the written report and any required corrective action plans. In addition, TCFV provides technical assistance to all programs regarding recommendations, requirements, and best practices.

During FY2016, TCFV provided technical assistance to 11 funded programs on TDCJ-CJAD action plans related to accreditation guideline compliance and best practices. TCFV audited these 11 programs for accreditation guideline compliance and conducted follow-up conference calls to ensure progress on the action plans. Audit reports were sent to TDCJ-CJAD and key leaders of each audited BIPP.

## **Training**

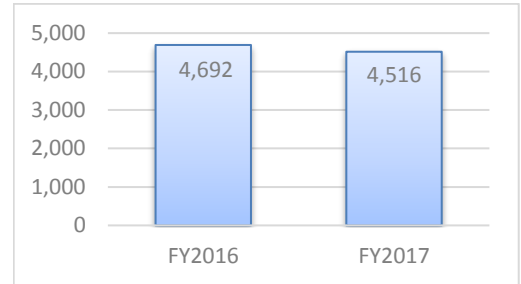
During the biennium, TCFV trained 878 individuals (303 participants through online modules and webinars, and 575 participants at in-person trainings designed specifically for BIPP professionals). The in-person trainings included two statewide conferences, three in-person regional trainings, and two pre-conference events. TCFV also trained BIPP professionals at the statewide conference, #Tech2Empower, in August 2017. During this conference, BIPP facilitators, coordinators, and staff explored the intersections between technology and family violence prevention. Topics included coordinated community response, use of social media to promote services, and technology to enhance BIPP organizations.

## BIPP Success Rates Fiscal Years 2016-2017

TDCJ-CJAD monitors BIP Program activities by collecting program data on a monthly basis.

### Statewide New Program Participants for FY2016 and FY2017

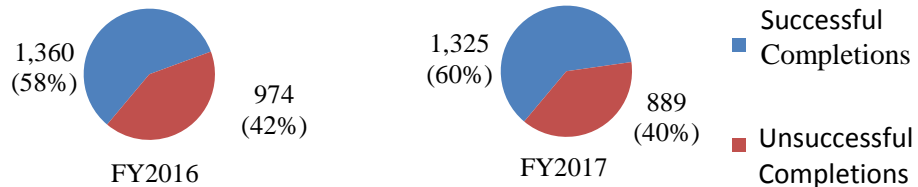
**New Participants** include individuals on probation, parole, and pre-trial as well as referrals from District Attorneys' offices, defense attorneys, judges, CPS, and voluntary admissions. At a minimum, these participants completed an intake session and entered the program during the fiscal year. New Participants by BIP Program can be found in Appendix B.



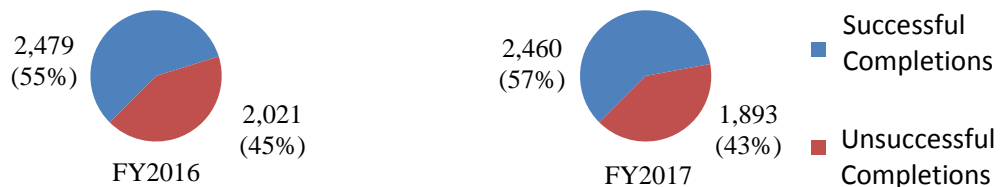
**Successful Completions** include all participants who successfully completed at least 18 weekly sessions during the fiscal year. Success rates for probation referrals can be found in Appendix C. Success rates by all referral sources, including probation, can be found in Appendix D.

**Unsuccessful Completions** include all participants who exited BIP during the fiscal year for reasons such as termination for excessive absences or not following group rules. Additionally, participants may exit the program if the program length exceeds their supervision term.

### Statewide Program Completions from Probation Referrals Only for FY2016 and FY2017



### Statewide Program Completions from All Referral Sources for FY2016 and FY2017



BIP Programs across the state of Texas participate in a number of other activities. Not only do BIP Programs provide direct intervention services for men who batter, they work with local agencies to provide training to criminal justice professionals and the community at large. Trainings involve education on the program and the services they provide as well as information regarding domestic violence. It is important that those responsible for holding batterers accountable outside the BIP program know the difference between batterers intervention and anger management. The number of domestic violence offenders placed on community supervision has been increasing over time and many of these offenders are often required to attend anger management classes in response to their offenses. Anger control is not the primary issue for domestic violence offenders, rather they use power and control tactics against their victims. Anger management classes, therefore, cannot be construed as a treatment for domestic violence. As BIP Programs are able to develop and participate in the education of the communities in which they provide services through a coordinated community response, the criminal justice field is better informed about where to refer domestic violence offenders to obtain the best results.

In addition to providing training, BIP Programs are also required to contact the victims of the batterers to connect victims with agencies that may assist them and provide information which promotes victim safety. BIP Programs are responsible for notifying victims of their batterer's entrance to and exit from (completion or expulsion) a BIP Program.

## **Qualitative Case Study Analysis**

Programs funded in FY2018 were required to submit two case studies on participants who discharged during the early part of FY2018: one participant who successfully completed the program, and one participant who did not successfully complete. This study included 42 unique participants. Eight cases were excluded due to not meeting study criteria or TDCJ-CJAD staff was unable to verify the information provided. The methodology is further described in Appendix E.

TDCJ-CJAD requested, when possible, that the person who facilitated the group where the participant attended complete the case study; 81% of the case studies were completed by the BIPP staff member who facilitated the group. The remaining 19% were completed by other BIPP staff members who may or may not have known the participant. The BIPPs were required to identify referral sources and provide contact information for each case: 31 (73.8%) were referred by CSCDs, 8 (19%) were referred by Parole, and the remaining participants were referred by CPS, a criminal court, or a defense attorney.

### **Participant History**

The case study questionnaire asked questions about exposure to violence as a child and the participant's own history of violence. The BIPPs responded that 40.5% (17) of participants had witnessed violence while they were younger than 18 years of age. This information was unknown or not reported on 16.6% of the participants, and 18 (42.9%) participants were reported as not witnessing violence during their childhood.

Most participants (71.4%) had a prior history of violence. Some (23.8%) participants reported they had never been violent before the incident that precipitated their placement in BIPP. This information was not known for two of the participants.

Information was also sought on participants' history of substance abuse and mental illness. Substance abuse history information was collected from the case study, prior substance abuse offenses reported to TDCJ-CJAD, or from the referral source. Out of 35 (83.3%) participants with a history of substance abuse, 37.1% had received substance abuse treatment at some point. A little more than half (51.4%) of the participants with a history of substance abuse had prior substance abuse offenses. Additional information about the 35 participants with a history of substance abuse are shown in the following table.

Type of Substance Abuse	Number of Participants	Percentage
Alcohol Abuse	5	14.3%
Alcohol Use*	2	5.7%
Drug Abuse	10	28.6%
Drug and Alcohol Abuse	18	51.4%

\*Both of the participants with alcohol use also had mental illness.

Mental health information was provided by the case study, program information submitted to TDCJ-CJAD, or information provided by the referral source. Twelve (28.6%) of the participants had a known history of mental illness. Information was not available for four (9.5%) participants.

### Violent Incident

The table below provides information on the type of violence that occurred during the incident that precipitated the participant's placement in BIPP. For five participants, the specific details of the violent incident were not reported; therefore, these incidents were classified as General Physical Assault. If multiple types of assaults were involved in the incident, the incident was classified as Multiple Forms of Physical Assault; however, if strangulation was involved with another type of assault, the incident was classified in a separate category in the table below because of the escalation that this behavior indicates. More than 45% of cases were in these two categories involving multiple forms of assault.

Violence Description	Number of Participants	Percentage
Strangulation combined with other physical assault	10	23.8%
Multiple forms of physical assault	9	21.4%
General physical assault	5	11.9%
Pushed	4	9.5%
Strangulation/impede breathing/circulation	3	7.1%
Punched/Hit	3	7.1%
Injured with weapon	2	4.8%
Grabbed	2	4.8%
Threatened life with firearm	2	4.8%
Kicked	1	2.4%
Slapped	1	2.4%

Note: General physical assault was used when details of the violent incident were not available.

In eight (19%) of these incidents, others who were not an intimate partner of the participant were also injured or threatened. These individuals were usually family or friends of the intimate partner victim or the participant. This information was unknown for six (14.3%) participants.

### **Victim and Family Information**

More than half of the participants were in contact with the victim when the participant began BIPP. The table below shows the relationship status between the participant and the victim at the time the participant was placed in BIPP. Most of these participants shared children with the victim. Out of the case studies included, 76.2% of the participants have children. While some of the participant's children were grown, 49 children were less than 18 years of age. Of the participants with children, 71.9% were known to be in contact with their children while attending BIPP.

<b>Relationship to Victim</b>	<b>Number of Participants</b>	<b>Percentage</b>
Husband	15	35.7%
Ex-boyfriend	11	26.2%
Boyfriend	6	14.3%
Ex-partner	5	11.9%
Ex-husband	4	9.5%
Partner	1	2.4%

### **Program Progress**

Respondents were asked to categorize the participant's level of participation throughout the timeframe of the program. Nearly half of the participants (45.3%) were actively participating early in the program. For 33.3% of participants, active participation was an initial struggle, but they began actively participating as the program progressed. Some (21.4%) participants struggled throughout their time in the program and did not display any progress.

In the case study questionnaire, BIPPs were asked to identify internal and external barriers that participants faced while participating in the program. Internal barriers were issues under the participants' control such as their attitudes, beliefs, and behaviors. External barriers were issues that were not under their immediate control, like employment, housing, and family/friends. The analysis allowed up to two internal barriers and three external barriers to be included for each participant. The following tables show the barriers were faced by the participants.

<b>Internal Barriers</b>	<b>Number of Times Indicated</b>	<b>Percentage</b>
Blamed others/drugs/alcohol	10	15.6%
No internal barriers specified	10	15.6%
Minimize/justify violence	9	14.1%
Struggled with accountability	8	12.5%
Male privilege beliefs	7	10.9%
Behaving inappropriately in group	7	10.9%
Not attentive	5	7.8%
Collusion with others in group	4	6.3%
Control issues	3	4.7%
Time management	1	1.6%

<b>External Barriers</b>	<b>Number of Times Indicated</b>	<b>Percentage</b>
Employment	15	29.4%
Transportation	11	21.6%
Financial	7	13.7%
Medical	7	13.7%
Family/Friends	6	11.8%
Housing	5	9.8%

### **Case Spotlight**

During the analysis, researchers identified multiple participants where a greater breadth of information was provided compared to other submitted forms. From these forms, two participants were selected: one participant who successfully completed the program and one who was discharged unsuccessfully. These “spotlights” give more detailed information about participants attending BIPPs.

#### **Participant Successfully Discharged**

Participant 1 is a 25 year old father of two children with different mothers. At the time of placement in BIPP, he had stable employment and was living with his girlfriend and his infant son. He had contact with this child while attending the program, but it is unknown whether he had contact with his child from a previous relationship. He had no known issues with mental illness. His community



supervision officer stated that he had ceased drinking, but the case report did not share if alcohol consumption had been a problem in his life.

*History:*

While the participant was a child, he experienced violence in his home. His stepfather was physically abusive towards his mother. His sister witnessed the mother being strangled. His mother and stepfather divorced, and his mother later remarried a man who was not abusive. As a juvenile, he attended anger management.

*Offense:* Class A misdemeanor – Assault Causes Bodily Injury Family Member

During an argument, he strangled his girlfriend until she released one of his possessions that she had taken. She called 911, and he was arrested. Subsequently, he was placed on community supervision and required to attend BIPP. TDCJ-CJAD had no record of any prior offenses for which he received community supervision.

*Participation in Program:*

Participant 1 was an active participant in the program. Through group participation, he concluded that he and his family members were isolating themselves from one another. He chose to address this concern by implementing a weekly family meal time.

While attending BIPP, the participant faced multiple obstacles in his life. He missed five group sessions because he was hospitalized. He and his girlfriend separated. When the girlfriend moved out of the residence with their son, they became homeless. The participant's grandfather, who was a positive figure in his life, asked him to leave his current job and to work at the grandfather's business. An attorney representing the mother of his other child contacted him about relinquishing his parental rights.

The participant persevered and successfully completed BIPP in eight months.

At follow-up, the ex-girlfriend had moved back into the residence as his roommate, and they were raising their son together. The ex-girlfriend reported that BIPP had a positive impact on their relationship. He had made a big change in his life and now spoke to her with respect. He left his job and was working with his grandfather. His community supervision officer also reported that he had made changes in life and seemed to be happy and doing well. He successfully discharged from community supervision at the end of his term.

### **Participant Unsuccessfully Discharged**

Participant 2 was 43 years of age when he was discharged from the BIPP because of violating the participant contract and excessive absences. He was a father to children over the age of 17, and it was not known if he was in contact with them while participating in BIPP. He reported still being in a relationship with the victim while he was attending BIPP. The participant had a history of substance abuse and mental illness, for which he had been prescribed medication.

#### *History:*

Participant 2 disclosed he was sexually assaulted when he was a child. He reported he did not have a father figure in his life while growing up.

He had an extensive history of violence. He was previously on community supervision for assault causing bodily injury family member, a Class A misdemeanor. At the time of his discharge from BIPP, he was on community supervision for two separate felony family violence offenses. He also admitted to using verbal and emotional abuse, which included insulting the victim.

#### *Offense:* Third Degree Felony - Assault Family/ Household Member with Previous Conviction

The details of one of the offenses was shared with TDCJ-CJAD. Participant 2 reported that he yelled, pushed, and shoved the victim while at a bar. He also grabbed her phone and threw it, causing it to break.

#### *Program Participation:*

Participant 2 was defensive in group sessions. He blamed the victim, drugs, and alcohol for his violence. He also minimized his violent actions. While attending BIPP, he was in an accident and was hospitalized for head trauma and other injuries. The hospitalization caused him to lose his job, and he had difficulty finding transportation to group. He only attended seven out of 24 groups and did not complete all of the assignments for the groups he attended. He was discharged after missing group more than once and not providing significant justification for an excused absence.

At follow-up with the referral source, he had missed an appointment with his community supervision officer the previous day. His officer was hoping to take him back to court and have him placed in the Mental Health Initiative program. She had tried more than once to get him into drug treatment, but either he did not show up or the program found him to be inappropriate for the program. According to TDCJ-CJAD data, the participant currently remains on community supervision.

## **BIPP Programs and Services Provided through BIPP Grants Fiscal Year 2018**

The 85th Texas Legislature allocated \$3.5 million for the biennium, or \$1,750,000 per fiscal year for BIP Programs and Services. The funding allowed TDCJ-CJAD to fund 26 programs statewide.

### **Performance Measures**

During the FY2018-2019 grant award process, TDCJ-CJAD used four program performance measures to determine program funding, with recommendations from TCFV for performance measure weights for scoring. The four performance measures were as follows:

1. The two most recent BIP program audit scores;
2. BIP program completion rates;
3. Timely and accurate submission of monthly data reports; and
4. Timely completion of financial quarterly reports.

### **Methodology**

During FY2018-2019, TDCJ-CJAD awarded all DP funding based on program benchmarks. The benchmarks were established by scoring each program based on the four performance measures. Programs that scored above the benchmark received a 10% increase in funding. Programs that scored at the benchmark received the same level of funding from FY2016-2017. Programs that scored below the benchmark received a 10% reduction in funding. Programs that had any data reporting issues received a partial grant along with an action plan to be completed in order to receive funding beyond the first two quarters of FY2018. The table below shows each program's FY2016-2017 funding amount compared to its FY2018 funding amount and the percentage change.

**Comparison of BIPP FY2016-2017 Annual Funding and FY2018 Funding**

<b>County/Program</b>	<b>FY2016 Funding</b>	<b>FY2017 Funding</b>	<b>FY2018 Funding</b>	<b>% Change</b>
Angelina/Women's Shelter of East Texas	N/A	N/A	\$50,998	N/A
Bastrop/Family Crisis Center	\$29,430	\$33,781	\$33,781	7%
Bexar/Violence Intervention Program	\$145,551	\$145,551	\$145,551	0%
Bowie/Domestic Violence Prevention, Inc.	\$55,087	\$55,087	\$60,596	10%
Cameron/Friendship of Women	\$35,982	\$41,113	\$37,002	-4%
Collin/Hope's Door	\$53,426	N/A	N/A	NA
Collin/Hope's Door & New Beginning Center	N/A	\$99,201	\$89,281	80%
Dallas/New Beginning Center	\$45,775	N/A	N/A	N/A
Dallas/The Family Place	\$108,626	\$108,626	\$108,626	0%
Denton/Friends of the Family	\$60,313	\$60,313	\$60,313	0%
El Paso/Center Against Family Violence	\$97,501	\$97,501	\$87,751	-10%
Fayette/Focusing Families	\$18,997	\$21,806	\$23,987	18%
Fort Bend/Wholistic Counseling Services, Inc.	\$44,976	\$44,976	\$44,976	0%
Grayson/Grayson Crisis Center	\$32,000	\$32,000	\$32,000	0%
Gregg/Moral Compass	\$56,698	\$56,698	\$56,698	0%
Hale/Crisis Center of the Plains	\$27,139	\$27,139	\$27,139	0%
Harris/Aid to Victims of Domestic Abuse	\$204,865	\$204,865	\$225,352	10%
Hidalgo/Men Against Violence <sup>7</sup>	\$32,473	\$37,141	N/A	N/A
Hidalgo/Women Together <sup>7</sup>	N/A	N/A	\$33,427	N/A
Jefferson/Family Services of Southeast Texas	\$60,162	\$60,162	\$54,146	-10%
Lubbock/Women's Protective Services	\$17,591	\$20,166	\$20,166	7%
Midland/Safe Place of Permian Basin	\$30,768	\$35,175	\$31,658	-4%
Nueces/Women's Shelter of South Texas	\$65,655	\$65,655	\$59,090	-10%
Parker/Star Council on Substance Abuse	\$33,905	\$33,905	\$30,515	-10%
Potter/Family Support Services of Amarillo	\$41,719	\$41,719	\$41,719	0%
Smith/East TX Crisis Center	\$27,063	\$30,824	\$30,824	6%
Tarrant/Safe Haven of Tarrant County	\$34,454	\$39,559	\$35,603	-4%
Travis/TCFV Statewide & TA	\$245,000	\$245,000	\$245,000	0%
Travis/TCFV Community Education	\$52,500	\$52,500	\$52,500	0%
Victoria/Mid-Coast Family Services	\$38,729	\$38,729	\$34,856	-10%
<b>Total</b>	<b>\$1,696,385</b>	<b>\$1,729,192</b>	<b>\$1,753,555</b>	<b>2%</b>

<sup>7</sup> Hidalgo changed names in FY2018 from Men Against Violence to Women Together.

## **Appendices**

### **Appendix A**

- Article 42.141, Texas Code of Criminal Procedure

### **Appendix B**

- FY2016 & FY2017 New Participants by BIPP Program

### **Appendix C**

- FY2016 & FY2017 Program Completion Rate for Probation Referrals Only

### **Appendix D**

- FY2016 & FY2017 Completion Rate for All Referral Sources

### **Appendix E**

- Case Study Methodology

## Appendix A

### Texas Code of Criminal Procedure, Article 42.141

#### Art. 42.141. BATTERING INTERVENTION AND PREVENTION PROGRAM.

##### Sec. 1. Definitions

In this article:

"Batterer" means a person who commits repeated acts of violence or who repeatedly threatens violence against another who is:

(A) related to the actor by affinity or consanguinity, as determined under Chapter 573, Government Code;

(B) is a former spouse of the actor; or

(C) resides or has resided in the same household with the actor.

(2) "Division" means the community justice assistance division of the Texas Department of Criminal Justice.

(3) "Family" has the meaning assigned by Section 71.003, Family Code.

(4) "Family violence" has the meaning assigned by Section 71.004, Family Code.

(5) "Shelter center" has the meaning assigned by Section 51.002, Human Resources Code.

(6) "Household" has the meaning assigned by Section 71.005, Family Code.

(7) "Program" means a battering intervention and prevention program that:

(A) meets:

(i) the guidelines adopted by the community justice assistance division of the Texas Department of Criminal Justice with the assistance of the statewide nonprofit organization described by Section 3(1); and

(ii) any other eligibility requirements adopted by the Texas Department of Criminal Justice; and

(B) provides, on a local basis to batterers referred by the courts for intervention, educational services and intervention designed to help the batterers stop their abusive behavior.

(8) "Project" means the statewide activities for the funding of battering intervention and prevention programs, the related community educational campaign, and education and research regarding such programs.

(9) "Responsive law enforcement climate" means an area where, in cases of family violence: 44

(A) the local law enforcement agency has a policy or record of arresting batterers; and

(B) the local criminal justice system:

(i) cooperates with the victim in filing protective orders; and

(ii) takes appropriate action against a person who violates protective orders.

##### Sec. 2. Establishment

The battering intervention and prevention program is established in the division.

##### Sec. 3. Duties of the division.

The division shall:

(1) contract with a nonprofit organization that for the five-year period before the date on which a contract is to be signed has been involved in providing to shelter centers, law enforcement agencies, and the legal community statewide advocacy and technical assistance relating to family violence, with

the contract requiring the nonprofit organization to perform the duties described in Section (4) of this article;

(2) seek the input of the statewide nonprofit organization described in Subdivision (1) in the development of standards for selection of programs for inclusion in the project and the review of proposals submitted by programs;

(3) issue requests for proposals for the programs and an educational campaign not later than January 1, 1990;

(4) award contracts for programs that are operated by nonprofit organizations and that take into consideration:

(A) a balanced geographical distribution of urban, rural, and suburban models; and

(B) the presence of a responsive law enforcement climate in the community;

(5) develop and monitor the project in cooperation with the nonprofit organization described by Subdivision (1);

(6) monitor the development of a community educational campaign in cooperation with the nonprofit organization described by Subdivision (1);

(7) assist the nonprofit organization described by Subdivision (1) in designing program evaluations and research activities;

(8) facilitate training of probation officers and other criminal justice professionals by the nonprofit organization described by Subdivision (1) and by programs; 45

(9) seek the assistance of the nonprofit organization described by Subdivision (1) in developing program guidelines and in accrediting programs and providers providing battering intervention and prevention services as conforming to those guidelines; and

(10) before adopting program guidelines under Section 4A:

(A) notify the licensing authorities described by Chapters 152, 501, 502, 503, and 505, Occupations Code, that the division is considering adopting program guidelines; and

(B) invite the licensing authorities to comment on the program guidelines.

#### **Sec. 4. Duties of the Nonprofit Organization.**

The nonprofit organization with which the division contracts under Section 3(1) shall:

(1) assist the division in developing and issuing requests for proposals for the programs and the educational campaign;

(2) assist the division in reviewing the submitted proposals and making recommendations for proposals to be selected for funding;

(3) develop and monitor the project in cooperation with the division;

(4) provide technical assistance to programs to:

(A) develop appropriate services for batterers;

(B) train staff;

(C) improve coordination with shelter centers, the criminal justice system, the judiciary, law enforcement agencies, prosecutors, and other appropriate officials and support services;

(D) implement the community educational campaign; and

(E) participate in project administered program evaluation and research activities;

(5) provide technical assistance to the division to:

(A) develop and implement standards for selection of programs for inclusion in the project; and

(B) develop standards for selection of the community educational campaign described in Section 6 of this article;

(6) submit an annual written report to the division and to the legislature with recommendations for continuation, elimination, or changes in the project; 46

- (7) evaluate the programs and the community educational campaign, including an analysis of the effectiveness of the project and the level of public awareness relating to family violence; and
- (8) assist the division in developing program guidelines and in accrediting programs and providers providing battering intervention and prevention services as conforming to those guidelines.

**Sec. 4A. Adoption of Program Guidelines; Accreditation Process.**

With the assistance of the statewide nonprofit organization described by Section 3(1) and after notifying the licensing authorities described by Section 3(10), the division shall adopt guidelines for programs and shall accredit programs and providers providing battering intervention and prevention services as conforming to those guidelines. The division shall collect from each program or provider that applies for accreditation under this section a one-time application fee in an amount set by the Texas Department of Criminal Justice.

**Sec. 5. Programs.**

(a) A program proposal must:

- (1) describe the counseling or treatment the program will offer;
- (2) include letters from a local law enforcement agency or agencies, courts, probation officers, and other community resources describing the community's commitment to improve the criminal justice system's response to victims and batterers and to cooperate with and interact in the programs' activities;
- (3) include a letter from the local shelter center describing the support services available to victims of family violence in the community and the shelter's commitment to cooperate and work with the program; and
- (4) describe the public education and local community outreach activities relating to family violence currently available in the community and a statement of commitment to participate on the local level in the public educational campaign described in Section 6 of this article.

(b) A program must:

- (1) be situated in a county in which a shelter center is located;
- (2) offer counseling or treatment in which the primary approach is direct intervention with the batterer, on an individual or group basis, but that does not require the victim of the family violence to participate in the counseling or treatment;
- (3) offer training to law enforcement prosecutors, judges, probation officers, and others on the dynamics of family violence, treatment options, and program activities; and
- (4) have a system for receiving referrals from the courts and for reporting to the court regarding batterers' compliance with the treatment program. 47 (c) This section does not preclude a program from serving a batterer other than one who was ordered by a court to participate in the program established under this subchapter.

**Sec. 6. Community Educational Campaign**

(a) The division, with assistance from the nonprofit organization, shall select the community educational campaign relating to family violence after the commission has selected the programs. The campaign is to be implemented in the areas covered by the programs.

(b) The campaign shall use a variety of media, including newspapers, radio, television, and billboards, and shall focus on:

- (1) the criminality of acts of violence toward family members;
- (2) the consequences of family violence crimes to the batterer; and
- (3) eradicating public misconceptions of family violence.

Use of Legislative Appropriation



**Sec. 7. Use of Legislative Appropriation**

Of a legislative appropriation for the project established under this article:

- (1) not more than six percent may be used by the division for management and administration of the project;
- (2) not more than 14 percent may be applied to the contract between the division and the nonprofit organization; and
- (3) not more than three percent may be applied to the contract for the community educational campaign.

**Sec. 8. Contract Date**

The contract required under Section 3(a) of this article shall be signed not later than November 1, 1989. Added by Acts 1989, 71st Leg., ch. 785, Sec. 3.05, eff. Sept. 1, 1989. Sec. 1(1) amended by Acts 1991, 72nd Leg., ch. 561, Sec. 11, eff. Aug. 26, 1991; Sec. 1(1)(A) amended by Acts 1995, 74th Leg., ch. 76, Sec. 5.95(27), eff. Sept. 1, 1995; Sec. 1(3), (4), (6) amended by Acts 2003, 78th Leg., ch. 1276, Sec. 7.002(i), eff. Sept. 1, 2003.

Amended by: Acts 2007, 80th Leg., R.S., Ch. 113, Sec. 2, eff. September 1, 2007. Acts 2007, 80th Leg., R.S., Ch. 113, Sec. 3, eff. September 1, 2007.

## Appendix B

### FY2016 & FY2017 BIPP New Participants

CSCD	BIPP Program	Total # of New Participants	
		FY2016	FY2017
Bastrop	Bastrop County Women's Shelter	58	55
Bexar	Family Violence Prevention Services	682	612
Bowie	Domestic Violence Prevention Inc.	42	37
Cameron	Friendship of Women Inc.	111	86
Collin	Hope's Door Inc.	177	231
Dallas	New Beginning Center	237	265
Dallas	The Family Place	463	423
Denton	Denton Friends of the Family	99	94
El Paso	Center Against Family Violence	369	392
Fayette	Focusing Families	40	56
Fort Bend	Wholistic Counseling Services	68	50
Hale	Crisis Center of the Plains	49	49
Harris	Aid to Victims of Domestic Abuse (AVDA)	794	700
Hidalgo	Men Against Violence	250	196
Grayson	Domestic Violence Intervention and Prevention	82	90
Gregg	MORAL Compass	83	115
Jefferson	Family Services of Southeast Texas	72	92
Lubbock	Women's Protective Services	101	149
Midland	Safe Place of the Permian Basin	161	169
Nueces	Women's Shelter of South Texas	259	265
Parker	STAR Council on Substance Abuse	28	24
Potter	Family Support Services	142	130
Smith	East Texas Crisis Center	128	152
Tarrant	SafeHaven	129	84
Victoria	Mid-Coast Family Services	68	60
	<b>Total</b>	<b>4,692</b>	<b>4,516</b>

## Appendix C

### FY2016 & FY2017 BIPP Completion Rate for Probation Referrals Only

CSCD	BIPP Program	Total # of Completions (excluding program length, death, moved, other)		# of Successful Probationer Completions		% Successfully Completed	
		FY2016	FY2017	FY2016	FY2017	FY2016	FY2017
Bastrop	Bastrop County Women's Shelter	40	28	25	19	63%	68%
Bexar	Family Violence Prevention Services	338	353	158	157	47%	44%
Bowie	Domestic Violence Prevention Inc.	13	17	12	13	92%	76%
Cameron	Friendship of Women Inc.	49	61	20	30	41%	49%
Collin	Hope's Door Inc.	42	77	36	55	86%	71%
Dallas	New Beginning Center	14	29	2	16	14%	55%
Dallas	The Family Place	224	140	140	82	63%	59%
Denton	Denton Friends of the Family	70	71	33	33	47%	46%
El Paso	Center Against Sexual & Family Violence	249	223	113	86	45%	39%
Fayette	Focusing Families	24	22	19	20	79%	91%
Fort Bend	Wholistic Counseling Services	38	32	26	19	68%	59%
Hale	Crisis Center of the Plains	9	17	7	12	78%	71%
Harris	Aid to Victims of Domestic Abuse (AVDA)	511	486	329	358	64%	74%
Hidalgo	Men Against Violence	94	87	45	54	48%	62%
Grayson	Domestic Violence Intervention and Prevention	62	55	40	26	65%	47%
Gregg	MORAL Compass	25	35	16	23	64%	66%
Jefferson	Family Services of Southeast Texas	42	64	24	44	57%	69%
Lubbock	Women's Protective Services	32	46	25	30	78%	65%
Midland	Safe Place of the Permian Basin	5	5	4	2	80%	40%
Nueces	Women's Shelter of South Texas	175	160	105	100	60%	63%
Parker	STAR Council on Substance Abuse	11	15	7	10	64%	67%
Potter	Family Support Services	93	67	59	47	63%	70%
Smith	East Texas Crisis Center	72	79	56	63	78%	80%
Tarrant	SafeHaven of Tarrant County	55	45	34	26	62%	58%
Victoria	Mid-Coast Family Services	47	61	25	47	53%	89%
	<b>Total</b>	<b>2,334</b>	<b>2,214</b>	<b>1,360</b>	<b>1,325</b>	<b>62%</b>	<b>63%</b>

## Appendix D

### FY2016 & FY2017 BIPP Completion Rate for All Referral Sources

CSCD	BIPP Program	Total # of Exits (excluding program length, death, moved, other)		# of Successful Completions		%Successfully Completed	
		FY16	FY17	FY16	FY17	FY16	FY17
Bastrop	Bastrop County Women's Shelter	65	42	42	30	65%	71%
Bexar	Family Violence Prevention Services	697	628	316	272	45%	43%
Bowie	Domestic Violence Prevention Inc.	37	38	26	27	70%	71%
Cameron	Friendship of Women Inc.	95	87	37	37	39%	43%
Collin	Hope's Door Inc.	125	214	85	144	68%	67%
Dallas	New Beginning Center	159	244	42	119	26%	49%
Dallas	The Family Place	496	385	341	249	69%	65%
Denton	Denton Friends of the Family	103	106	47	50	46%	47%
El Paso	Center Against Family Violence	400	390	173	145	43%	37%
Fayette	Focusing Families	36	41	26	35	72%	85%
Fort Bend	Wholistic Counseling Services	59	52	41	32	69%	62%
Hale	Crisis Center of the Plains	33	N/A	23	N/A	70%	N/A
Harris	Aid to Victims of Domestic Abuse (AVDA)	752	711	483	506	64%	71%
Hidalgo	Men Against Violence	232	192	98	94	42%	49%
Grayson	Domestic Violence Intervention and Prevention	92	93	60	40	65%	43%
Gregg	MORAL Compass	63	96	29	43	46%	45%
Jefferson	Family Services of Southeast Texas	75	101	42	76	56%	75%
Lubbock	Women's Protective Services	77	138	41	67	53%	49%
Midland	Safe Place of the Permian Basin	172	160	101	96	59%	60%
Nueces	Women's Shelter of South Texas	252	219	141	130	56%	59%
Parker	STAR Council on Substance Abuse	25	29	14	17	56%	59%
Potter	Family Support Services	134	115	82	71	61%	62%
Smith	East Texas Crisis Center	130	120	87	84	67%	70%
Tarrant	SafeHaven	111	91	65	49	59%	54%
Victoria	Mid-Coast Family Services	80	61	37	47	46%	77%
	<b>Total</b>	<b>4,500</b>	<b>4,353</b>	<b>2,479</b>	<b>2,460</b>	<b>57%</b>	<b>57%</b>

## **Appendix E**

### **Case Study Methodology**

Rider 47, Article V, Texas Department of Criminal Justice, FY2018-2019 General Appropriations Act, required that a qualitative program analysis be conducted as part of a BIPP evaluation. TDCJ-CJAD chose to do an illustrative case study analysis to comply with this requirement.

The case study focuses on BIPP participants discharging the program during the first six months of FY2018 (September 1, 2017 through February 28, 2018). Using a recent timeframe would increase the likelihood that staff who knew the participant would still be employed at the program.

Case study instructions and forms were sent by email to each BIPP funded for FY2018-2019. All identified programs were invited to participate in a webinar in which TDCJ-CJAD staff reviewed and explained the study's purpose, instructions, data forms, and answered questions pertaining to the study and case selection. Each program was responsible for selecting two participants matching the study criteria (program discharge between 9/1/2017 and 2/28/2018, male participant, female intimate partner victim) and complete a separate data form on each participant. One participant must have discharged successfully and the other discharged unsuccessfully from the program. TDCJ-CJAD did later approve two cases with FY2018 discharges that were a few weeks outside of the stipulated timeframe. TDCJ-CJAD requested that the BIPP representative who knew the most about the participant complete the data form.

The data form was a questionnaire with open-ended questions about the participant's history, the violent incident that led to his placement in BIPP, relationship with the victim and children, barriers, and failures that hindered his movement through the program. BIPPs were asked to provide honest, objective assessments of the participant's time in the program.

BIPPs were also required to submit contact information on the person completing the data form and on the organization that had referred the participant to BIPP. BIPPs were directed during the webinar to not include participants who had volunteered themselves to BIPP. The inclusion of only participants referred by other agencies provided the researchers with another source of information about the participant's time in the program other than the BIPP and the participant. BIPPs were also directed during the webinar to select their most interesting cases for the case study. BIPPs were encouraged to contact TDCJ-CJAD Research and Evaluation Section staff for assistance with the case study.

Following submission of the case study data forms to TDCJ-CJAD's file transfer protocol server, each form was reviewed for completeness. BIPP staff were contacted as necessary for clarification and additional information.

The BIPPs submitted 50 participants for the study. TDCJ-CJAD excluded eight participants from the study. TDCJ-CJAD did later approve two cases with FY2018 discharges that were a few weeks outside of the stipulated timeframe. Two participants were automatically eliminated as their discharges had occurred in FY2014. Another case was excluded because the victim was a sibling, not an intimate partner. The remaining five participants were excluded due to issues identified during triangulation.

### **Triangulation**

After all cases were reviewed, Research and Evaluation Section staff contacted each referral source to verify program activity dates and program discharge reasons. Referral sources were also asked to provide additional information about the participant to clarify or expand upon information provided by the BIPPs. Two different researchers were responsible for contacting referral sources.

While contacting referral sources for date verification, researchers accepted dates provided by the BIPPs and the referral sources that were within two weeks of one another. In these cases, researchers re-contacted the BIPPs to gain additional dates and information pertinent to the participant to assist with verification. In most cases, the additional information provided by the BIPPs clarified the cause of the discrepancies, and the participants were kept in the study. However, six cases had to be excluded because researchers were unable to obtain clarity on the discrepancy.

Community Supervision Tracking System – Intermediate System (CSTS-ISYS), TDCJ-CJAD’s offender information tracking system, was used as an additional source for verification of identifying information, offense history, history of substance abuse or mental illness, and other information related to the participant. All participants submitted as part of the case study were searched in the CSTS-ISYS. Most identified participants had a history of community supervision. CSTS-ISYS was also used to identify contact persons within Community Supervision and Corrections Departments when only the name of the department had been provided.

### **Additional Information on the Analysis**

The open-ended structure of the questionnaire allowed for respondents to give comprehensive answers. Additional variables were able to be developed in addition to the questions in the case study form. All forms were read multiple times before variables were coded for analysis.