

**Texas Department of Criminal Justice**  
**Quarterly Report – April 1, 2023**

# **State Agency**

# **Energy Savings Program**

**Electricity**

**Natural Gas**

**Transportation Fuel**

**Water**

**Executive Order RP-49**

**April 2023**

# TABLE OF CONTENTS

<i>SECTION</i>	<i>TITLE</i>	<i>PAGE No.</i>
I.	Goals	3
II.	Consumption Update	4-8
III.	New Ideas	9
IV.	Plan Implementation Responsibility	10

## **I. Goals**

### **Electricity, Natural Gas and Water:**

The Texas Department of Criminal Justice (TDCJ) has continued with implementation of Executive Order RP-49. Utility and energy consumption reduction remains a high priority of the agency. The TDCJ is committed to the goal of a 2.5% reduction for electricity, natural gas, and water. All TDCJ regions and individual units have been provided quarterly information to track electricity, natural gas, and water consumption, then compared to individual targets, and the relationship to the overall agency consumption goal shown on page 4. The current agency consumption updates are provided on pages 5, 6, and 7.

The Regional Utility and Energy Cost/Consumption Reports and the Energy Consumption Reduction Awareness Training Pamphlet are available on the TDCJ Intranet. This allows Regional Directors and Wardens access to review unit costs, consumption data, and ranking reports.

The TDCJ has conducted Preliminary Energy Audits (PEA's) at facilities across the state. The information provided from the PEA's allows the TDCJ to incorporate energy considerations into each design with strategic processes and priorities. The TDCJ then analyzes and evaluates various impacts using the most energy efficient products to provide the best energy cost savings for the State of Texas.

When applicable and cost effective the TDCJ is upgrading equipment/systems for replacement. This includes, equipment/systems such as, but not limited to; water heaters, water heating systems, lighting (LED lamps), windows, roofs, pumps, motors, and HVAC systems.

### **Transportation Fuel:**

The TDCJ is committed to achieving the target goal established by the Executive Order RP-49 of an annual 2.5% decrease in transportation fuel consumption. The TDCJ has compiled a consumption comparison report using the data collected in the TDCJ Fleet Management System (VEH). The information is presented in two formats, by division and by type of vehicle. This comparison report is then forwarded to the TDCJ's executive staff to be used as a monitoring tool.

All the TDCJ divisions and employees should adhere to the TDCJ Administrative Directive 02.50 Vehicle Policy. Strict enforcement of the proper uses of state vehicles, bulk fueling stations, and car-pooling could result in additional savings.

The TDCJ will continue to review current policies and procedures on vehicle usage for perimeter patrol, inmate transport, escape recovery, and emergency evacuation for potential energy conservation. Any additional areas identified as a potential energy savings will be included in future quarterly reports.

## II. Consumption Update

# Texas Department of Criminal Justice

## Agency Consumption Targets

### Electricity, Natural Gas and Water

	Metered kWh	Metered MCF	Total Water K Gallons	EL \$/kWh	NG \$/MCF	Water \$/K Gal
FY22	625,792,998	3,289,528	9,437,297	\$0.072	\$7.227	\$3.680
FY21	630,427,062	3,535,644	9,880,191	\$0.065	\$5.870	\$3.508
FY20	682,652,525	3,513,236	10,549,182	\$0.062	\$3.043	\$3.471
	646,290,862	3,446,136	9,955,556	3-Year Averages		
	16,157,272	86,153	248,889	2.5% of Averages		
	609,635,726	3,203,375	9,188,408	Target Consumption		

*Targets = FY22 Totals less 2.5% of averages*

### Transportation Fuel

	Gallons	Average \$/Gallon
FY22	4,153,252	\$4.25
FY21	3,970,564	\$2.70
FY20	3,884,582	\$2.35
	4,002,799	3-Year Average
	100,070	2.5% of Averages
	4,053,181	Target Consumption

*The above price per gallon does not include Federal Tax, but it does include State Tax of \$0.20 per gallon.*

# Texas Department of Criminal Justice

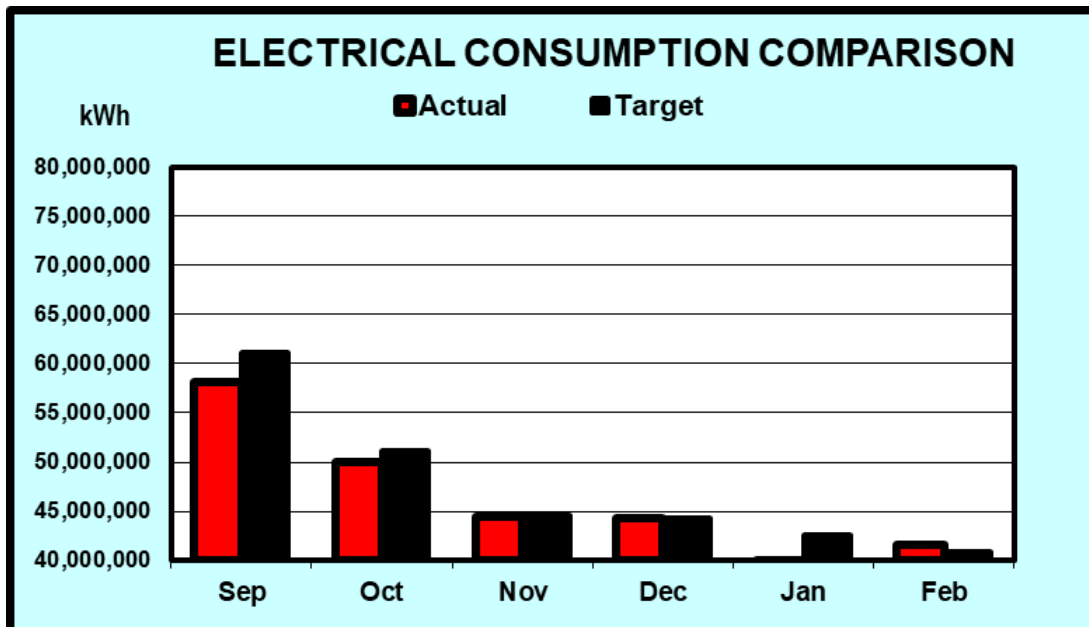
## Electricity Consumption Update

Reporting Period: **September 1, 2022 to February 28, 2023**

<b>ELECTRICITY</b>			
	<b>EL kWh</b>	<b>Targets kWh</b>	<b>Over (Under) Target</b>
<b>Sep</b>	58,166,804	61,140,994	(2,974,190)
<b>Oct</b>	49,986,491	51,208,176	(1,221,685)
<b>Nov</b>	44,473,701	44,528,454	(54,753)
<b>1st Qtr</b>	<b>152,626,996</b>	<b>156,877,624</b>	<b>(4,250,628)</b>
<b>Dec</b>	44,364,041	44,245,072	118,969
<b>Jan</b>	36,806,519	42,660,423	(5,853,904)
<b>Feb</b>	41,539,459	40,955,650	583,809
<b>2nd Qtr</b>	<b>122,710,019</b>	<b>127,861,145</b>	<b>(5,151,126)</b>
<b>Totals</b>	<b>275,337,015</b>	<b>284,738,769</b>	<b>(9,401,754)</b>

*1<sup>st</sup> Qtr. = 2.71% Below Target, 2<sup>nd</sup> Qtr. = 4.03% Below Target*

*February billing not finalized; amounts reflect February FY22.*



# Texas Department of Criminal Justice

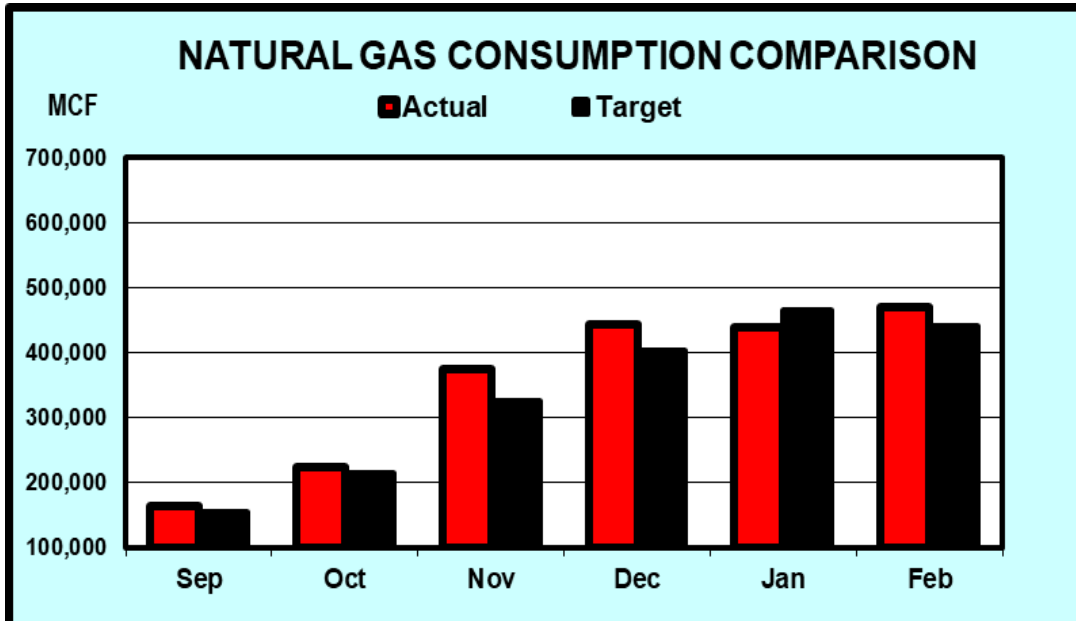
## Natural Gas Consumption Update

Reporting Period: **September 1, 2022 to February 28, 2023**

<b>NATURAL GAS</b>			
	<b>NG MCF</b>	<b>Targets MCF</b>	<b>Over (Under) Target</b>
<b>Sep</b>	165,188	155,437	9,751
<b>Oct</b>	224,503	215,824	8,679
<b>Nov</b>	375,438	326,199	49,239
<b>1st Qtr</b>	<b>765,129</b>	<b>697,460</b>	<b>67,669</b>
<b>Dec</b>	443,928	403,897	40,031
<b>Jan</b>	438,615	465,733	(27,118)
<b>Feb</b>	469,541	441,429	28,112
<b>2nd Qtr</b>	<b>1,352,084</b>	<b>1,311,059</b>	<b>41,025</b>
<b>Totals</b>	<b>2,117,213</b>	<b>2,008,519</b>	<b>108,694</b>

*1<sup>st</sup> Qtr. = 9.70% Above Target, 2<sup>nd</sup> Qtr. = 3.13% Above Target*

*February billing not finalized; amounts reflect February FY22.*



# Texas Department of Criminal Justice

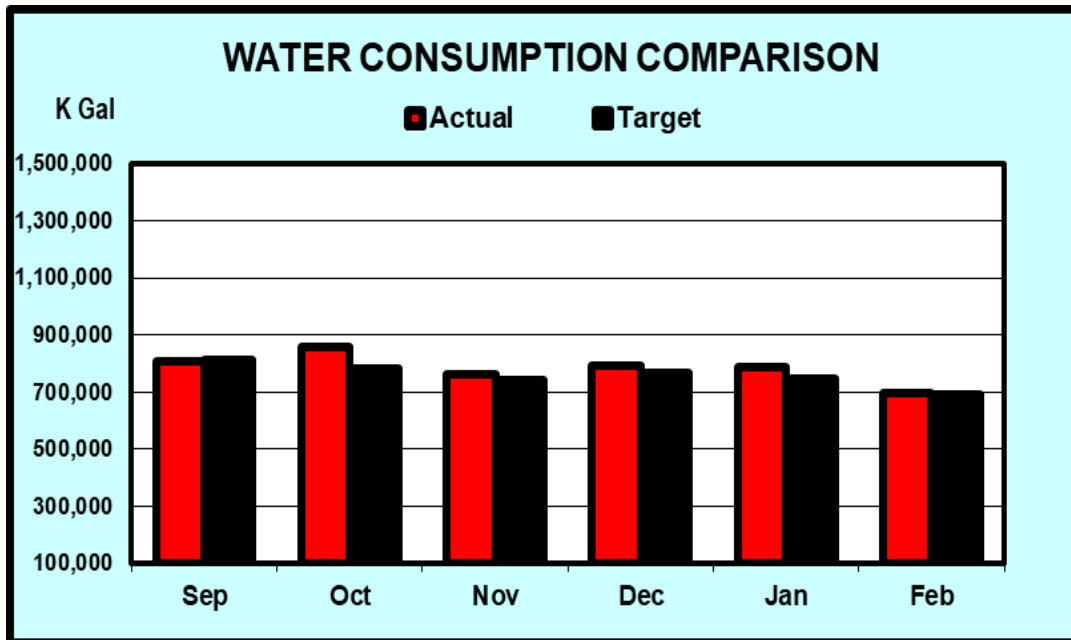
## Water Consumption Update

Reporting Period: **September 1, 2022 to February 28, 2023**

<b>WATER</b>			
	<b>WATER K Gallons</b>	<b>Targets K Gallons</b>	<b>Over (Under) Target</b>
<b>Sep</b>	808,696	810,636	(1,940)
<b>Oct</b>	857,587	784,455	73,132
<b>Nov</b>	762,603	742,166	20,437
<b>1st Qtr</b>	<b>2,428,886</b>	<b>2,337,257</b>	<b>91,629</b>
<b>Dec</b>	792,683	767,642	25,041
<b>Jan</b>	788,898	746,045	42,853
<b>Feb</b>	695,490	693,401	2,089
<b>2nd Qtr</b>	<b>2,277,071</b>	<b>2,207,088</b>	<b>69,983</b>
<b>Totals</b>	<b>4,705,957</b>	<b>4,544,345</b>	<b>161,612</b>

*1<sup>st</sup> Qtr. = 3.92% Above Target, 2<sup>nd</sup> Qtr. = 3.17% Above Target*

*February billing not finalized; amounts reflect February FY22.*



# Texas Department of Criminal Justice

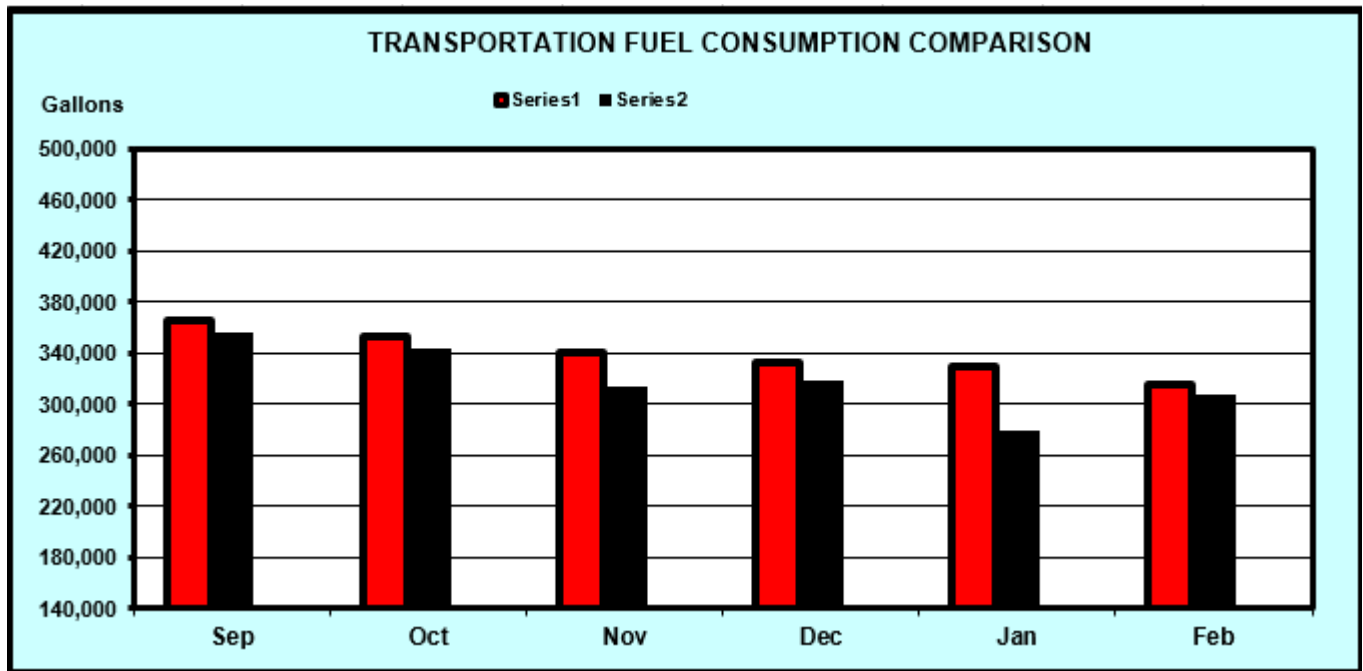
## Transportation Fuel Consumption Update

Reporting Period: **September 1, 2022 to February 28, 2023**

Transportation Fuel			
	Gallons	Targets	Over (Under) Target
Sep	364,997	356,443	8,554
Oct	353,826	343,397	10,429
Nov	340,097	314,547	25,550
<b>1st Qtr</b>	<b>1,058,920</b>	<b>1,014,387</b>	<b>44,533</b>
Dec	333,504	319,023	14,481
Jan	329,731	279,781	49,949
Feb	315,815	307,950	7,865
<b>2nd Qtr</b>	<b>979,050</b>	<b>906,754</b>	<b>72,295</b>
<b>Totals</b>	<b>2,037,970</b>	<b>1,921,142</b>	<b>116,828</b>

*1st Qtr 4.39% Above Target, 2<sup>nd</sup> Qtr 7.97% Above Target*

*February fuel not finalized; amounts reflect February FY22.*





**Electricity, Natural Gas and Water:**

WATER HEATERS - In addition to replacing equipment with comparable standards, consideration is given for substitute technologies, which are cost effective and more energy efficient. In situations when older, less efficient boilers or heat exchangers fail, 100-gallon capacity natural gas water heaters are utilized. When less volume of hot water is required on-demand, natural gas water heaters can be used. Evaluate methods to control the combustion efficiency for boilers by using the correct amount of excess air to the % oxygen (or carbon dioxide concentration) utilizing a flue gas analyzer. Evaluate utilization of automatic boiler blow down devices.

LIGHTING – Utilization of LED's for indoor and outdoor lighting areas such as cells, administration, education, gymnasiums, parking lots, and high security locations are being utilized to upgrade existing fixtures.

WATER CONSERVATION - Water is a valuable resource throughout the State of Texas. The TDCJ is committed to sustainably managing this natural resource by means of engaging in a new conservation method to control and reduce water consumption. A water controlling application is newly incorporated into plumbing systems at several facilities.

**Transportation Fuel:**

The TDCJ will continue to prepare notices to the TDCJ departments making them aware of the recommendations of Executive Order RP-49. As an agency, our goal is to reduce consumption, which can be reached if we make the employee using the vehicle or equipment aware of the goal.

The TDCJ continues to upgrade the agency fleet through appropriations by the legislature. Purchases have targeted a mixture of compact and midsize cars that continue to replace much older and less fuel-efficient vehicles, resulting in overall improved fuel efficiency.

In addition, the agency has added vehicles to the fleet in targeted areas of the state in order to reduce spending on personal mileage claims. These additional vehicles will result in some offset to fuel efficiency measures but will result in additional overall fiscal efficiency.

**State Agency**  
**Energy Savings Program Quarterly Report**

**Date:** April 1, 2023

**Agency:** Texas Department of Criminal Justice

**Plan contact:** Ron Steffa, Chief Financial Officer

**Contact telephone number:** (936) 437-2107

**Contact e-mail address:** [ron.steffa@tdcj.texas.gov](mailto:ron.steffa@tdcj.texas.gov)

The electricity, natural gas, water and transportation fuel quarterly report for The Texas Department of Criminal Justice has been completed per Executive Order RP-49. The recommendations contained in the current 2019/2020 RP-49 supplement will continue to be implemented with specific responsibility for compliance charged to the agency Facilities Review Board. This report will be placed in a conspicuous place on the TDCJ WEB page per RP-49 instructions.

**Name:** Ron Steffa

**Title:** Chief Financial Officer, Texas Department of Criminal Justice

**Signature:** \_\_\_\_\_

**Phone Number:** (936) 437-2107

**E-mail address:** [ron.steffa@tdcj.texas.gov](mailto:ron.steffa@tdcj.texas.gov)